

# SPECIFICATIONS

## HX220A L

Powered By Cummins Performance Series Engine



Net Power  
170 HP (127 kW)  
at 2,200 rpm

Standard Bucket  
0.92 m<sup>3</sup> (1.20 yd<sup>3</sup>)

Operating Weight  
22,800 (50,265) -  
24,728 (54,516)

### ENGINE

Maker / Model	Cummins B6.7
Type	Tier 4F/ Stage V Emission Certified, 6 cylinder diesel engine with No Manual Regeneration.
Gross power (SAE J1995)	173 HP (129 kW) at 2,200 rpm
Net power (SAE J1349)	170 HP (127 kW) at 2,200 rpm
Max. power	195 HP (145kW) at 2,000 rpm
Peak torque	650 lb-ft (881 N-m) at 1,300 rpm
Displacement	6,700 cc (408 cu in)

### HYDRAULIC SYSTEM

<b>MAIN PUMP</b>	
Type	Variable Displacement Tandem Axis Piston Pumps
Max. flow	2 x 58.4 gpm (2 221 ℓ/min)
Sub-pump for pilot circuit	Gear Pump

### AUXILIARY PRESSURE

2 Way	Flow (l/min)	26~116 gpm / (100~440 lpm)
	Pressure (bar)	1,450~5,076 psi / (100~350 bar)
Rotating	Flow (l/min)	14 gpm / (52.7 lpm)
	Pressure (bar)	2,321 psi / (160 bar)

### HYDRAULIC MOTORS

Travel	Two speed axial pistons motor with brake valve and parking brake
Swing	Axial piston motor with automatic brake

### RELIEF VALVE SETTING

Implement circuits	350 kgf/cm <sup>2</sup> (4,980 psi)
Travel	350 kgf/cm <sup>2</sup> (4,980 psi)
Power boost (Boom, Arm, Bucket)	380 kgf/cm <sup>2</sup> (5,400 psi)
Swing circuit	265 kgf/cm <sup>2</sup> (3,770 psi)
Pilot circuit	40 kgf/cm <sup>2</sup> (570psi)
Service valve	Installed

### HYDRAULIC CYLINDERS

No. of Cylinder Bore X Stroke	Boom: Ø120 x 1,290 mm
	Arm: Ø140 x 1,510 mm
	Bucket: Ø120 x 1,055 mm

### DRIVES & BRAKES

Drive method	Fully Hydrostatic Type
Drive motor	Axial Piston Motor, In-Shoe Design
Reduction system	Planetary Reduction Gear
Max. Drawbar pull	20,800 kgf (45,860 lbf)
Max. Travel speed (High / Low)	5.4 km/hr (3.4 mph) / 3.5 km/hr (2.2 mph)
Gradeability	35° (70%)
Parking brake	Multi Wet Disc

### CONTROL

Pilot pressure operated joysticks and pedals with detachable lever provide almost effortless and fatigueless operation.

Pilot control	Two Joysticks with One Safety Lever (LH): Swing and Arm, Boom and Bucket
Traveling And Steering	Two Levers With Pedals
Engine throttle	Electric, Dial Type

### OPERATING WEIGHT (APPROXIMATE)

Operating weight, including 5,690 mm (18' 8") boom, 2,920 mm (9' 7") arm, SAE heaped 0.92 m<sup>3</sup> (1.20 yd<sup>3</sup>) bucket, Additional Cwt 700 kg (1,544lbs), lubricant, coolant, full fuel tank, full hydraulic tank, and all standard equipment.

### OPERATING WEIGHT

Shoes	Operating Weight		Ground Pressure	
	Type	Width mm (in)	kg (lb)	kgf/cm <sup>2</sup> (psi)
Triple grouser	600 (24")	HX220A L	22,800 (50,265)	0.47 (6.71)
	700 (28")	HX220A L	23,080 (50,883)	0.41 (5.82)
	800 (32")	HX220A L	24,430 (53,860)	0.36 (5.16)
	900 (36")	HX220A L	24,728 (54,516)	0.33 (4.64)

### SWING SYSTEM

Swing motor	Fixed Displacement Axial Piston Motor
Swing reduction	Planetary Gear Reduction
Swing bearing lubrication	Grease-Bathed
Swing brake	Multi Wet Disc
Swing speed	11.4 rpm

### COOLANT & LUBRICANT CAPACITY

	LITER	US gal
Fuel tank	400	106
Engine coolant	40	10.6
Engine oil	23.1	6.1
Swing device	6.2	1.64
Final drive (Each)	4.5	1.2
Hydraulic system (Including tank)	275	72.6
Hydraulic tank	155	40.9
DEF/AdBlue®	48	12.6

### UNDERCARRIAGE

The X-leg type center frame is integrally welded with reinforced box-section track frames. The undercarriage includes lubricated rollers, idlers, track adjusters with shock absorbing springs and sprockets, and a track chain with double or triple grouser shoes.

Center frame	X-Leg Type
Track frame	Pentagonal Box Type
No. of Shoes on each side	49 EA
No. of Carrier roller on each side	2 EA
No. of Track roller on each side	9 EA
No. of Rail guard on each side	2 EA

### CAB NOISE LEVEL

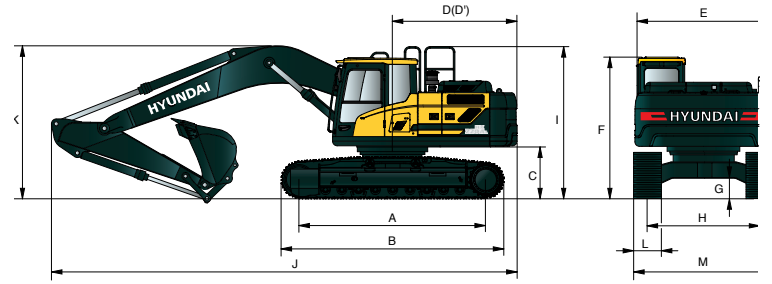
Guaranteed noise level presented below can be differed depending on a range of factors such as operating condition, speed of a cooling fan, types of engine and so forth. Hearing protection may be necessary if an operator is working in the improperly aintained cabin or exposed to a noisy environment by leaving doors and/or windows open. With cooling fan speed at maximum value:

Operator sound pressure level (ISO 6396:2008)	70 dB(A)
Exterior sound power level (ISO 6395:2008)	98 dB(A)

\* Distance of 15 m (49.2 ft), moving forward in second gear ratio

# SPECIFICATIONS HX220AL

Powered By Cummins Performance Series Engine



## HX220AL DIMENSIONS

Unit: mm (ft.-in)

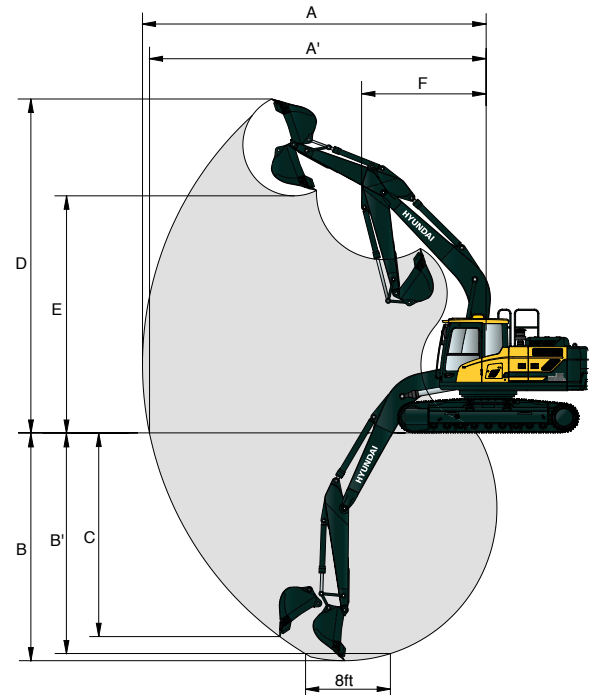
A	Tumbler Distance	3,650	(12' 0")
B	Overall Length of Crawler	4,404	(14' 4")
C	Ground Clearance of Counterweight	1,060	(3' 6")
D	Tail Swing Radius	2,890	(9' 5")
D'	Rear-End Length	2,770	(9' 1")
E	Overall Width of Upperstructure	2,740	(9' 0")
F	Overall Height of Cab	3,000	(9' 8")
G	Min. Ground Clearance	470	(1' 7")
H	Track Gauge	2,390	(7' 10")
I	Overall Height of Guardrail	3,210	(10' 5")

Boom length	5,690 (18' 8")			
Arm length	2,000 (6' 7")	2,400 (7' 10")	2,920 (9' 7")	3,900 (12' 10")
J Overall length	9,650 (31' 8")	9,570 (31' 5")	9,530 (31' 3")	9,520 (31' 3")
K Overall height of boom	3,200 (10' 6")	3,110 (10' 2")	3,030 (9' 11")	3,480 (11' 5")
L Track shoe width	600 (24")	700 (28")	800 (32")	900 (36")
M Overall Width	2,990 (9' 10")	3,090 (10' 2")	3,190 (10' 6")	3,290 (10' 10")

## HX220AL WORKING RANGE

Unit: mm (ft.-in)

Boom length	5,690 (18' 8")			
Arm length	2,000 (6' 7")	2,400 (7' 10")	2,920 (9' 7")	3,900 (12' 10")
A Max. digging reach	9,140 (30' 0")	9,500 (31' 2")	9,980 (32' 9")	10,910 (35' 10")
A' Max. digging reach on ground	8,960 (29' 5")	9,330 (30' 7")	9,820 (32' 3")	10,770 (35' 4")
B Max. digging depth	5,820 (19' 1")	6,220 (20' 5")	6,730 (22' 1")	7,720 (25' 4")
B' Max. digging depth (8' level)	5,580 (18' 4")	6,010 (19' 9")	6,560 (21' 6")	7,580 (24' 10")
C Max. vertical wall digging depth	5,280 (17' 4")	5,720 (18' 9")	6,280 (20' 7")	7,240 (23' 9")
D Max. digging height	9,140 (30' 0")	9,340 (30' 8")	9,600 (31' 6")	10,110 (33' 2")
E Max. dumping height	6,330 (20' 9")	6,520 (21' 5")	6,780 (22' 3")	7,290 (23' 11")
F Min. swing radius	3,750 (12' 4")	3,740 (12' 3")	3,670 (12' 0")	3,700 (12' 2")



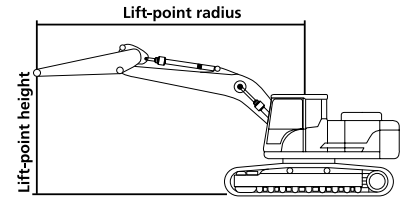
## HX220AL DIGGING FORCE

Boom	Length	mm (ft. in)	5,690 (18' 8")				5,650 (18' 6") 2-Piece			8,200 (26' 11")	:] : Power Boost
	Weight	kg (lb)	1,950 (4,300)				2,600 (5,730)			2,350 (5,180)	
Arm	Length	mm (ft. in)	2,000 (6' 7")	2,400 (7' 10")	2,920 (9' 7")	3,900 (12' 10")	2,000 (6' 7")	2,400 (7' 10")	2,920 (9' 7")	6,300 (20' 8")	:] : Power Boost
	Weight	kg (lb)	975 (2,150)	1,045 (2,300)	1,095 (2,410)	1,295 (2,850)	975 (2,150)	1,045 (2,300)	1,095 (2,410)	1,330 (2,930)	
Bucket Digging Force	SAE	kN	133.4 [144.8]	133.4 [144.8]	133.4 [144.8]	133.4 [144.8]	133.4 [144.8]	133.4 [144.8]	133.4 [144.8]	72.6	
		kgf	13,600 [14,770]	13,600 [14,770]	13,600 [14,770]	13,600 [14,770]	13,600 [14,770]	13,600 [14,770]	13,600 [14,770]	7,400	
		lbf	29,980 [32,550]	29,980 [32,550]	29,980 [32,550]	29,980 [32,550]	29,980 [32,550]	29,980 [32,550]	29,980 [32,550]	16,310	
	ISO	kN	152.0 [165.0]	152.0 [165.0]	152.0 [165.0]	152.0 [165.0]	152.0 [165.0]	152.0 [165.0]	152.0 [165.0]	83.4	
		kgf	15,500 [16,830]	15,500 [16,830]	15,500 [16,830]	15,500 [16,830]	15,500 [16,830]	15,500 [16,830]	15,500 [16,830]	8,500	
Arm Crowd Force	SAE	kN	144.2 [156.5]	119.6 [129.9]	102.0 [110.7]	84.3 [91.6]	144.2 [156.5]	119.6 [129.9]	102.0 [110.7]	49.0	
		kgf	14,700 [15,960]	12,200 [13,250]	10,400 [11,290]	8,600 [9,340]	14,700 [15,960]	12,200 [13,250]	10,400 [11,290]	5,000	
		lbf	32,410 [35,190]	26,900 [29,210]	22,930 [24,900]	18,960 [20,590]	32,410 [35,190]	26,900 [29,210]	22,930 [24,900]	11,020	
	ISO	kN	151.0 [164.0]	125.5 [136.3]	106.9 [116.1]	87.3 [94.8]	151.0 [164.0]	125.5 [136.3]	106.9 [116.1]	50.0	
		kgf	15,400 [16,720]	12,800 [13,900]	10,900 [11,830]	8,900 [9,660]	15,400 [16,720]	12,800 [13,900]	10,900 [11,830]	5,100	
lbf	33,950 [36,860]	28,220 [30,640]	24,030 [26,090]	19,620 [21,300]	33,950 [36,860]	28,220 [30,640]	24,030 [26,090]	11,240			

Note : Boom weight includes arm cylinder, piping, and pin. Arm weight includes bucket cylinder, linkage, and pin

# SPECIFICATIONS HX220AL

Powered By Cummins Performance Series Engine



## Lifting Capacity

Boom: 5,690 mm (18' 8")

Arm: 2,921 mm (9' 7")

Bucket: 0.92 m<sup>3</sup> (1.20 yd<sup>3</sup>) SAE heaped

Shoe 800 mm (32") triple grouser, CWT 4,500 kg (9,921 lb)

Capacities based on North American Standard Configuration in accordance with ISO condition 2 standard.

Rating over front

Rating over side or 360 degrees

Lift-point height m (ft)		Lift-point radius										At max. reach		
		1.5 m (4.9 ft)		3.0 m (9.8 ft)		4.5 m (14.8 ft)		6.0 m (19.7 ft)		7.5 m (24.6 ft)		Capacity		Reach
														m (ft)
7.5 m	kg							*4460	*4460			*3370	*3370	6.26
24.6 ft	lb							*9830	*9830			*7430	*7430	(20.5)
6.0 m	kg							*4460	*4460			*3100	*3100	7.38
19.7 ft	lb							*9830	*9830			*6830	*6830	(24.2)
4.5 m	kg							*4970	*4970	*4710	4230	*3020	*3020	8.07
14.8 ft	lb							*10960	*10960	*10380	9330	*6660	*6660	(26.5)
3.0 m	kg				*7410	*7410	*5800	5730	*5070	4120	*3070	*3070	8.43	
9.8 ft	lb				*16340	*16340	*12790	12630	*11180	9080	*6770	*6770	(27.7)	
1.5 m	kg				*9140	8200	*6680	5480	*5520	4000	*3250	*3250	8.51	
4.9 ft	lb				*20150	18080	*14730	12080	*12170	8820	*7170	*7170	(27.9)	
Ground Line	kg		*5930	*5930	*10140	7910	*7330	5290	*5860	3900	*3590	3390	8.32	
	lb		*13070	*13070	*22350	17440	*16160	11660	*12920	8600	*7910	7470	(27.3)	
-1.5 m	kg	*6500	*6500	*10400	*10400	*10350	7820	*7590	5210	*5920	3870	*4200	3660	7.84
-4.9 ft	lb	*14330	*14330	*22930	*22930	*22820	17240	*16730	11490	*13050	8530	*9260	8070	(25.7)
-3.0 m	kg	*11120	*11120	*14180	*14180	*9820	7870	*7250	5240			*5420	4290	7.00
-9.8 ft	lb	*24520	*24520	*31260	*31260	*21650	17350	*15980	11550			*11950	9460	(23.0)
-4.5 m	kg		*11610	*11610	*8190	8090				*6080	5890	5.65		
-14.8 ft	lb		*25600	*25600	*18060	17840				*13400	12990	(18.5)		

### NOTES:

1. Lifting capacities are based on ISO 10567.

2. Lifting capacity of the HX Series does not exceed 75% of tipping load with the machine on firm, level ground or 87% of full hydraulic capacity.

3. The Lift-point is the bucket pivot mounting pin on the arm (without bucket mass).

4. (\*) indicates load limited by hydraulic capacity.



ENGINE	STD	OPT
Cummins B6.7	•	
<b>HYDRAULIC SYSTEM</b>		
<b>Electric Positive Flow Control (EPFC)</b>		
3-Power Mode, 2-Work Mode, User Mode	•	
Variable Power Control	•	
Pump Flow Control	•	
Attachment Mode Flow Control	•	
Engine Auto Idle	•	
Engine Auto Shutdown Control	•	
Electronic Fan Control	•	
Hyundai Bio Hydraulic oil (HBHO)		•
<b>CAB &amp; INTERIOR</b>		
<b>ISO Standard cabin</b>		
Rise-Up Type Windshield Wiper	•	
Radio / USB Player	•	
Handsfree Mobile Phone System with USB	•	
12V Power Outlet (24V DC to 12V DC converter)	•	
Electric Horn	•	
All-Weather Steel Cab with 360° Visibility	•	
Safety glass - Tempered glass	•	
Safety glass - Tempered glass with front laminated glass		•
Sliding Fold-In Front Window	•	
Sliding Side Window (LH)	•	
Lockable Door	•	
Hot & Cool Box	•	
Storage Compartment	•	
Ashtray & Cigar Lighter		•
Transparent Cabin Roof-Cover	•	
Sun Visor	•	
Door And Cab Locks, One Key	•	
Mechanical Suspension Seat With Heater	•	
Pilot-Operated Slidable Joystick	•	
Console Box Height Adjust System	•	
<b>Automatic climate control</b>		
Air Conditioner & Heater	•	
Defroster	•	
Starting Aid (Air Grid Heater) for Cold Weather	•	
<b>Centralized monitoring</b>		
8" LCD Display	•	
Engine Speed or Trip Meter / Accel.	•	
Engine Coolant Temperature Gauge	•	
Max Power	•	
Low Speed / High Speed	•	
Auto Idle	•	
Overload warning with alarm		•
Check Engine	•	
Air Cleaner Clogging	•	
Indicators	•	
ECO Gauges	•	
Fuel Level Gauge	•	
Hyd. Oil Temperature Gauge	•	
Fuel Warmer	•	
Warnings	•	
Communication Error	•	
Low Battery	•	
Clock	•	
Cabin Lights		•
Cabin Front Window Rain Guard		•
Cabin Roof-Steel Cover		•
<b>Seat</b>		
Adjustable Air Suspension Seat With Heater	•	
<b>Cabin FOG (ISO 10262) Level 2</b>		
FOG (Falling Object Protective Structure)-ISO 10262 Level 2		•
<b>Cabin ROPS</b>		
ROPS (Roll Over Protective Structures)-ISO 12117-2	•	

SAFETY	STD	OPT
Battery Master Switch	•	
Rearview Camera	•	
AAVM (Advanced Around View Monitoring)		•
Four Front Working Lights (2 Boom Mounted, 2 Front Frame Mounted)	•	
Travel Alarm	•	
Rear Work Lamp		•
Beacon Lamp		•
Automatic Swing Brake	•	
Boom Holding System	•	
Arm Holding System	•	
Safety Lock Valve For Boom Cylinder With Overload Warning Device		•
Safety Lock Valve For Arm Cylinder		•
Swing Lock System		•
Three Outside Rearview Mirrors	•	
Front Guard - Wire Net		•

<b>OTHER</b>		
<b>Booms</b>		
5.68 m, 18' 8" Mono	•	
5.65 m, 18' 6" 2-Piece		•
8.2 m, 26' 11" Long Reach		•
<b>Arms</b>		
2.0 m, 6' 7"		•
2.4 m, 7' 10"		•
2.92 m, 9' 7"	•	
3.9 m, 12' 10"		•
6.3 m, 20' 8" Long Reach		•
Removable Clean-Out Dust Net For Cooler	•	
Removable Reservoir Tank	•	
Fuel Pre-Filter	•	
Fuel Warmer		•
Self-Diagnostics System	•	
Hi-MATE (Remote Management System)	•	
Batteries (2 x 12 V x 100 AH)	•	
Fuel Filler Pump (50 l/min)		•
Single-Acting Piping Kit (Breaker, Etc.)		•
Double-Acting Piping Kit (Clamshell, Etc.)	•	
Rotating Piping Kit		•
Quick Coupler Piping	•	
Quick Coupler	•	
Boom Floating Control		•
One Pedal Straight Travel System	•	
Accumulator For Lowering Work Equipment	•	
Pattern Change Valve (2 Patterns)		•
Fine Swing Control System		•
Tool Kit		•

<b>UNDERCARRIAGE</b>		
Lower Frame Under Cover (Additional)		•
Lower Frame Under Cover (Normal)	•	
<b>Track Shoes</b>		
Triple Grousers Shoes (600 mm, 24")		•
Triple Grousers Shoe (700 mm, 28")		•
Triple Grousers Shoe (800 mm, 32")	•	
Triple Grousers Shoe (900 mm, 36")		•
Double Grousers Shoe (700 mm, 28")		•
Track Rail Guard	•	
Full Track Rail Guard		•

\* Standard and optional equipment may vary. Contact your Hyundai dealer for more information. The machine may vary according to international standards.  
 \* The photos may include attachments and optional equipment that are not available in your area.  
 \* Materials and specifications are subject to change without advance notice.  
 \* All imperial measurements rounded off to the nearest pound or inch.

building a  
comfortable  
tomorrow



6100 Atlantic Blvd., Norcross, GA 30071  
 TEL (678) 823-7777 FAX (678) 823-7778



Printed in U.S.A.

HX220A L 8/2023 PS v1