

The PONSSE logo is positioned at the top center of the image. It consists of the word "PONSSE" in a bold, black, sans-serif font, with each letter contained within a separate yellow square. The background of the entire image is a dark, atmospheric photograph of a logging site at night or in low light. A yellow PONSSE harvester is visible on the right, and a large stack of cut logs is in the foreground. The scene is illuminated by the machine's headlights, creating a misty or smoky atmosphere.

PONSSE

TECHNICAL DATA

Technical data, Buffalo

DIMENSIONS

Length	9 610 – 10 770 mm (378 – 424 in) + glide bunk 700 mm (27.5 in)
Width	2 850 – 3 090 mm (114 - 122 in)
Transportation height (Max)	3 900 mm (153.5 in)
Ground clearance	680 mm (27 in)
Weight	8 wheel: 18 600 kg (48 500 lbs) Typical 8w: 19 800 kg (49 800 lbs)

LOAD CAPACITY

Load capacity	14 000 kg (30 900 lbs) With balanced bogies 15 000kg (33 100 lbs)
Load space cross section	4,5 m ² – 5,5 m ² (VLA 4,5 m ² – 6,0 m ²) (48 – 65 sq ft)
Load space length	4 210 – 5 410 mm (165 -213 in) + glide bunk 700 mm (27 in)

CRANE

Model	PONSSE K90+ / K100+ PONSSE K101 / K111
Lifting moment	K90+ = 140 kNm (103,26 lb-ft) K100+ = 160 kNm (118,01 lb-ft) K101 = 140 kNm (103,26 lb-ft) K111 = 160 kNm (118,01 lb-ft)
Reach	K90+ S: 7,8m / M: 10,0 m (25,6 or 32,8 ft) K100+ S: 7,8 m / M: 9,5 m (25.6 or 31.2 ft) K101 S: 8.1 m / M: 10 m (26,7 or 32,8 ft) K111 S: 8.1 m / M: 10 m (26,7 or 32,8 ft)

ENGINE

Model	MB OM906 LA (3A) MB OM936 LA (EU Stage 4 & 5)
Power	3A: 205 kW (275 hp) EU Stage 4 & 5: 210 kW (286 hp)
Torque	3A: 1100 Nm (1200-1600 rpm) Eu Stage 4: 1150 Nm (1200-1600 rpm) Eu Stage 5: 1200 Nm (1200-1600 rpm)
Pulling power	185 kN (41.600 lbf)
Fuel tank capacity	200 l (53 gal, US)

TIRES

Front and rear:	710/55 – 26,5” 800/40 – 26,5”
-----------------	----------------------------------

HYDRAULIC SYSTEM

Control system	Ponsse OptiControl
Working pump	190 cm ³ (11.6 cu in)
Oil tank capacity	170l (45 gal)

Machine width - different offset/wheels

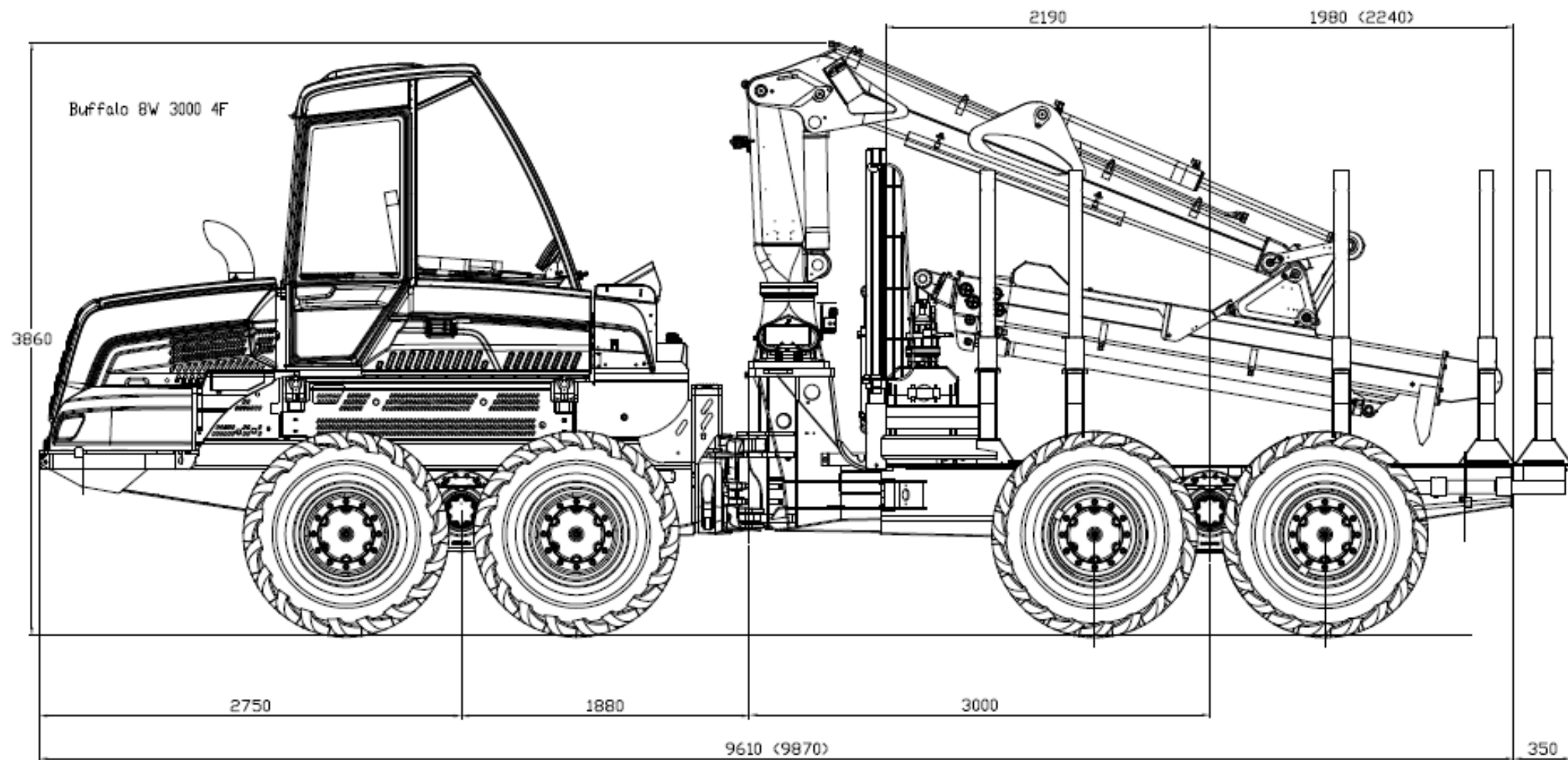
Bogie PO101 and PO102 (balanced), load space 2765 mm:

Tyre Rim offset	710 0	710 -75	800 -50
Machine width (nominal)	2895 mm	3045 mm	3085 mm
Max. track width	946 mm	1096 mm	1046 mm
ActiveFrame/front*	816 mm	966 mm	916 mm

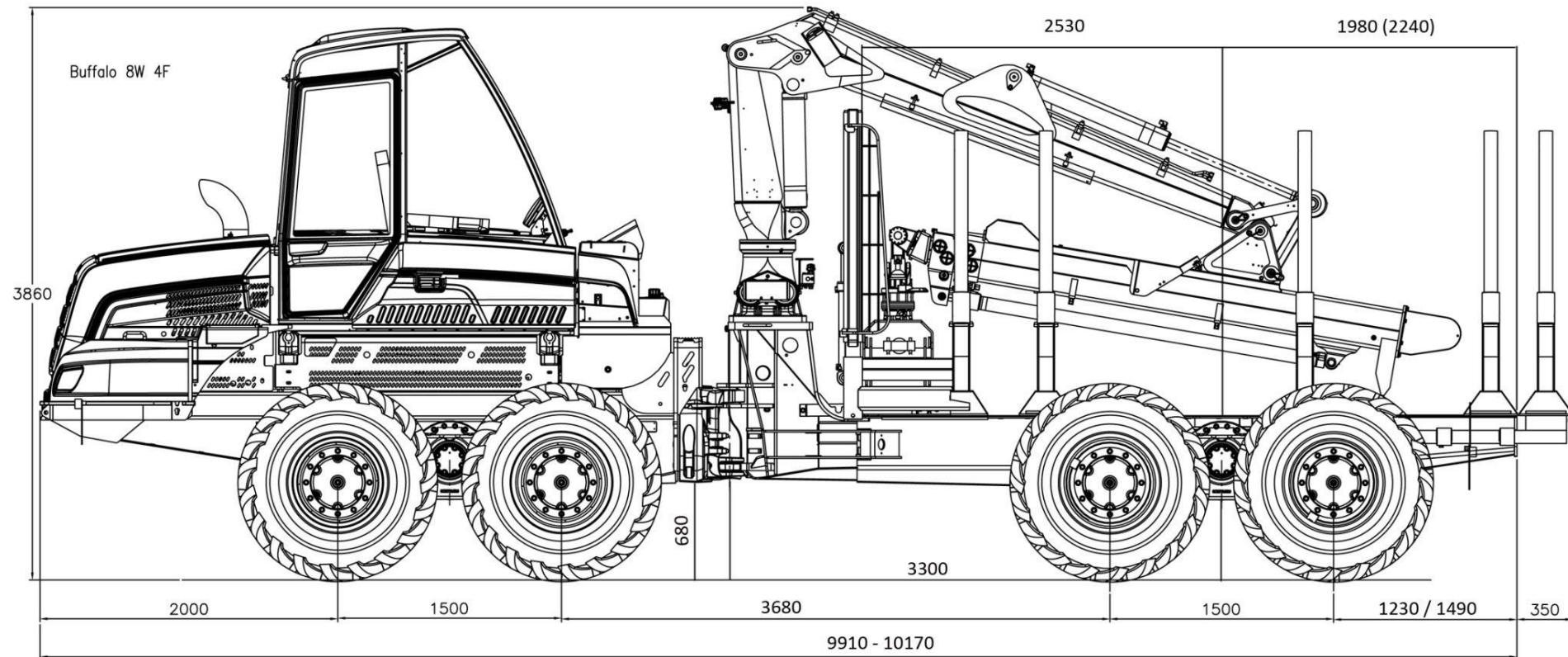
Bogie PO101 and PO102 (balanced), load space 2915 mm:

Tyre Rim offset	710 0	710 -75	800 -50
Machine width (nominal)	2895 mm	3045 mm	3085 mm
Max. track width	No tracks	946 mm	896 mm

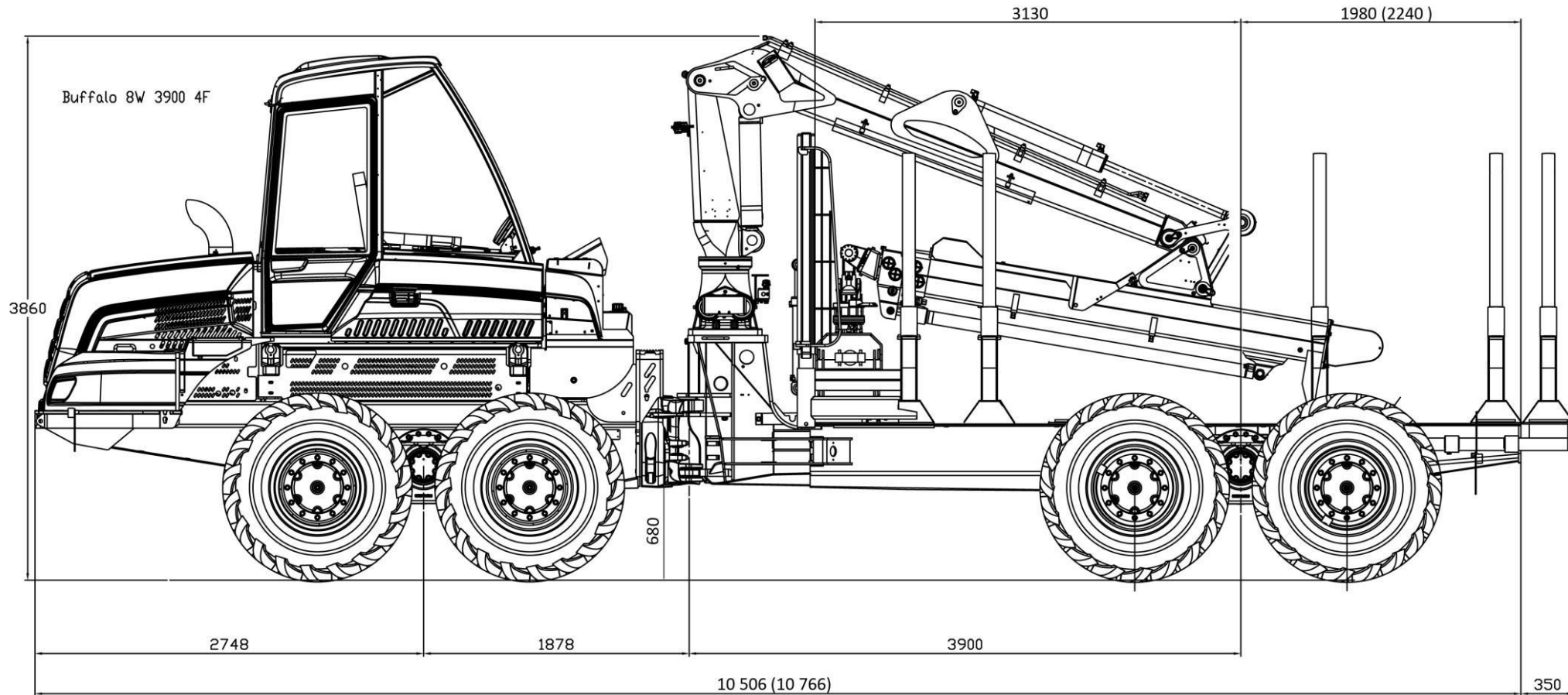
Buffalo 3000 rear frame, short (long) extension



Buffalo 3300 rear frame, short (long)extension

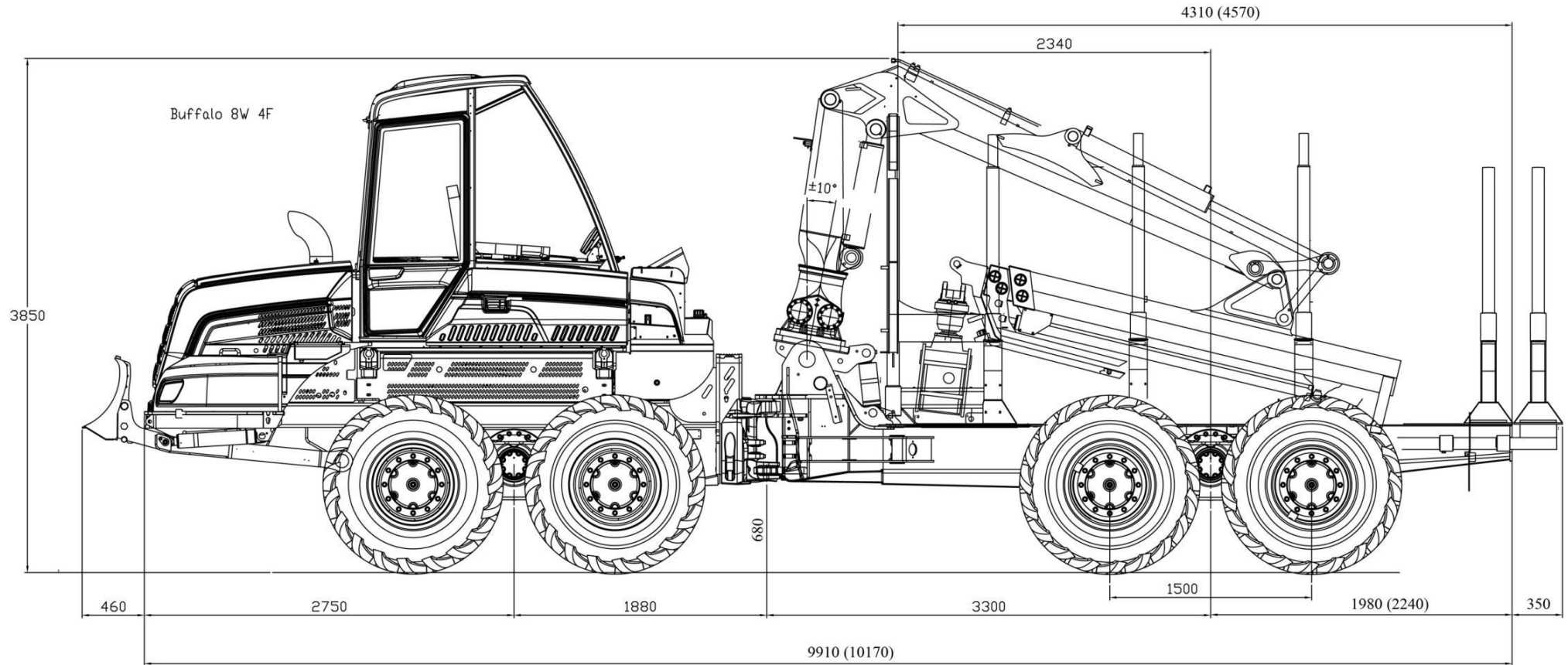


Buffalo 3900 rear frame, short (long)extension

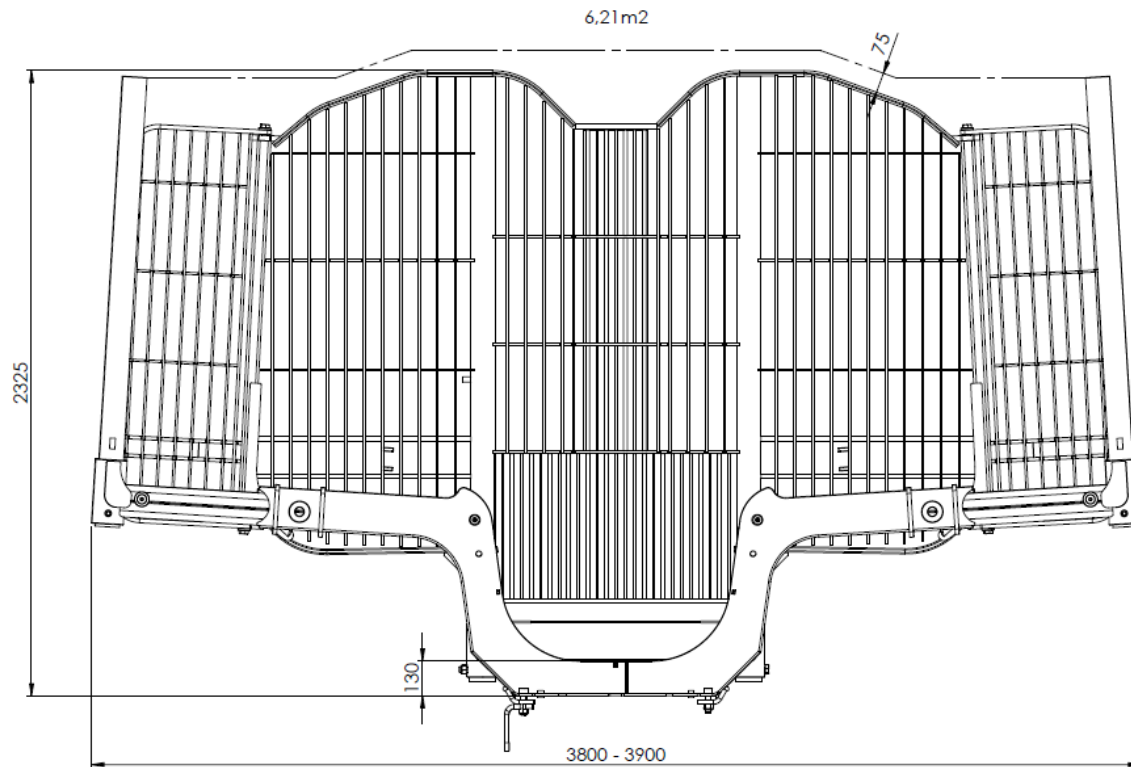


Buffalo

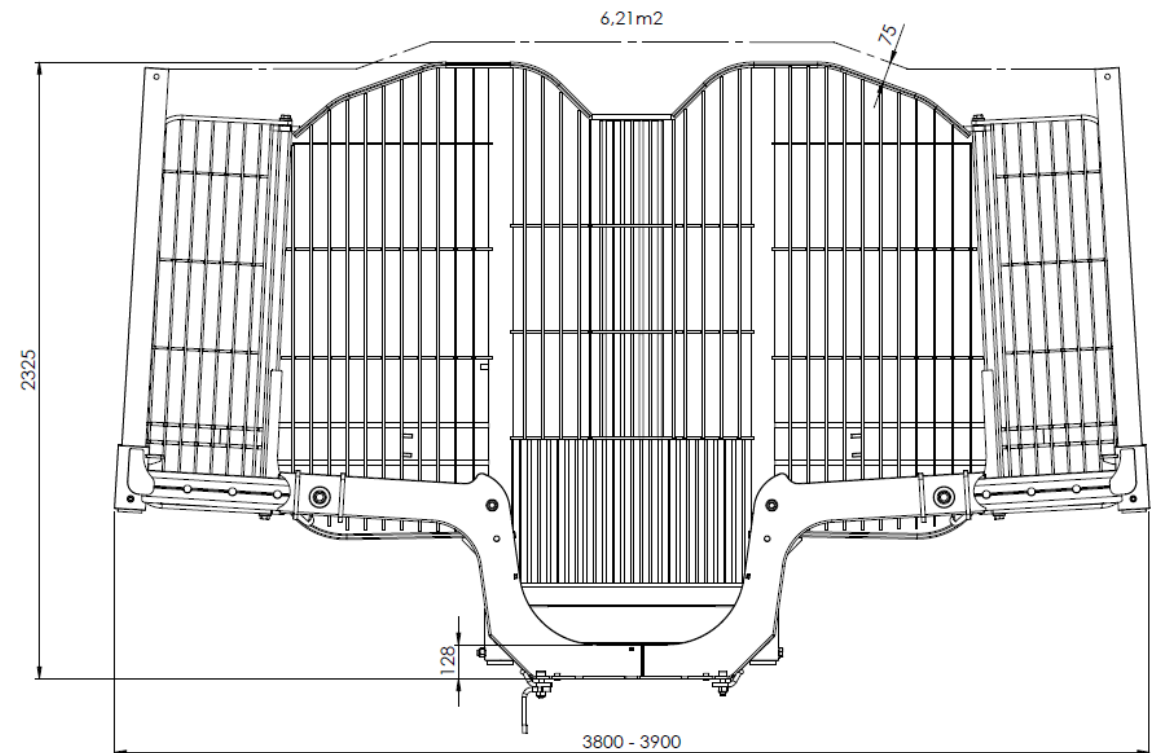
REAR FRAME 3300 mm, tilt frame and short (long) extension, bulldozer blade



Load space VLA hydraulic & Mechanical

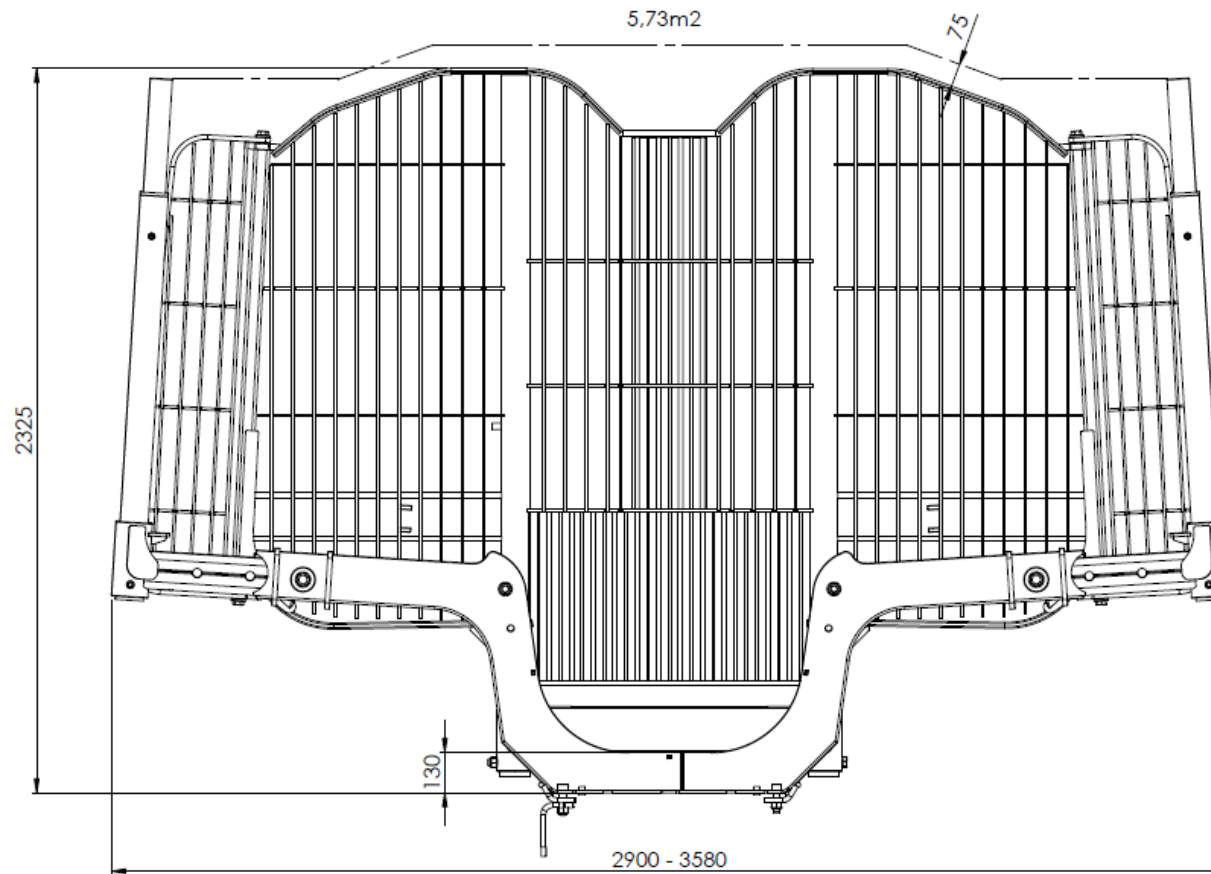


Hydraulic VLA
K01563



Mechanical VLA
K01588

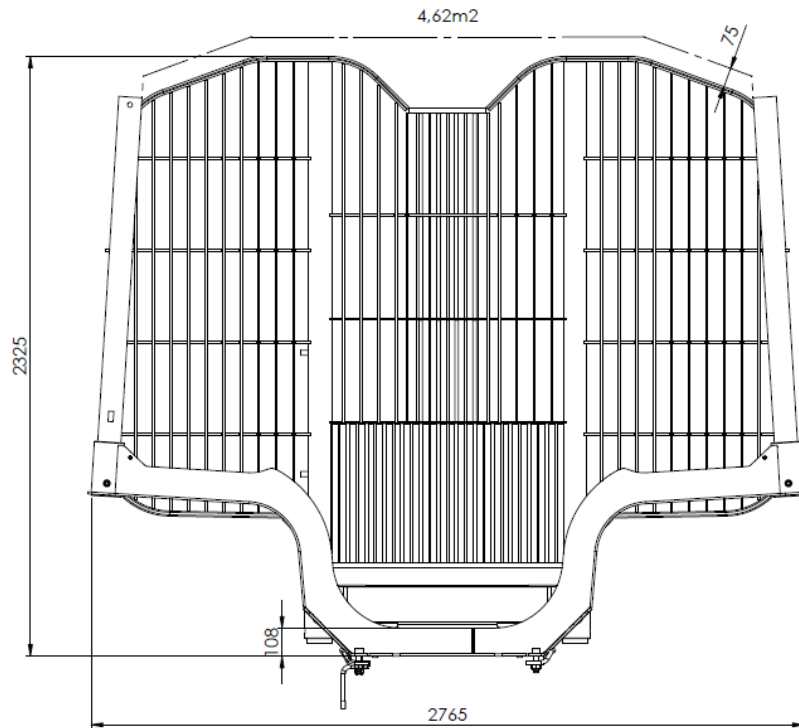
Load space VLA Mechanical limited opening



Mechanical VLA & limited

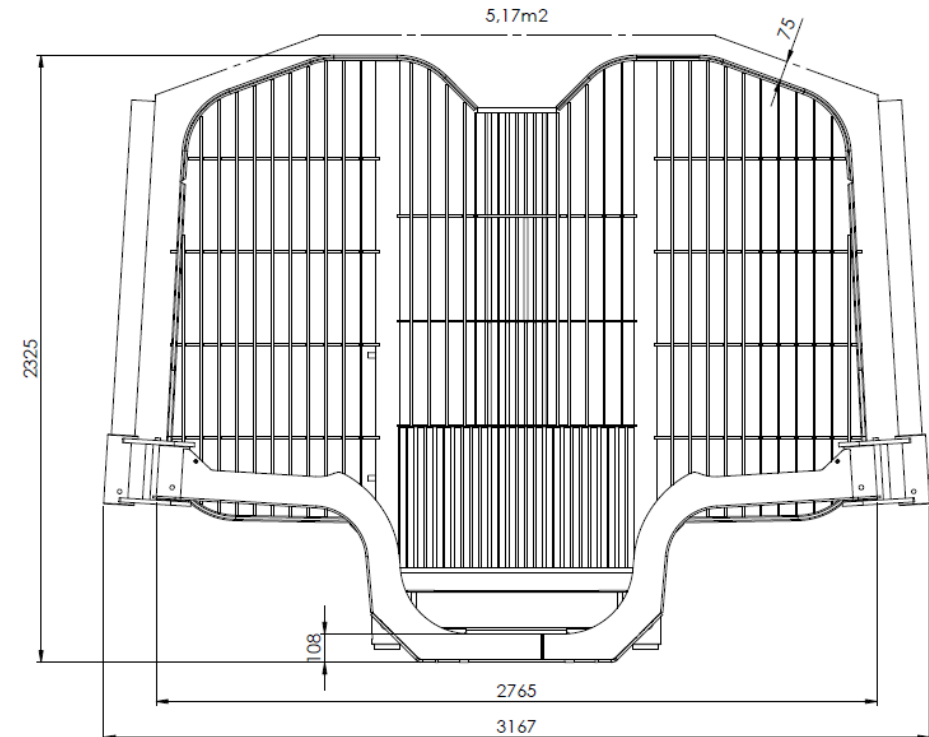
K01584

Load space 4.62 m² & 5.17 m²



4.62 m² Load space*:

- 2765 mm wide log gate

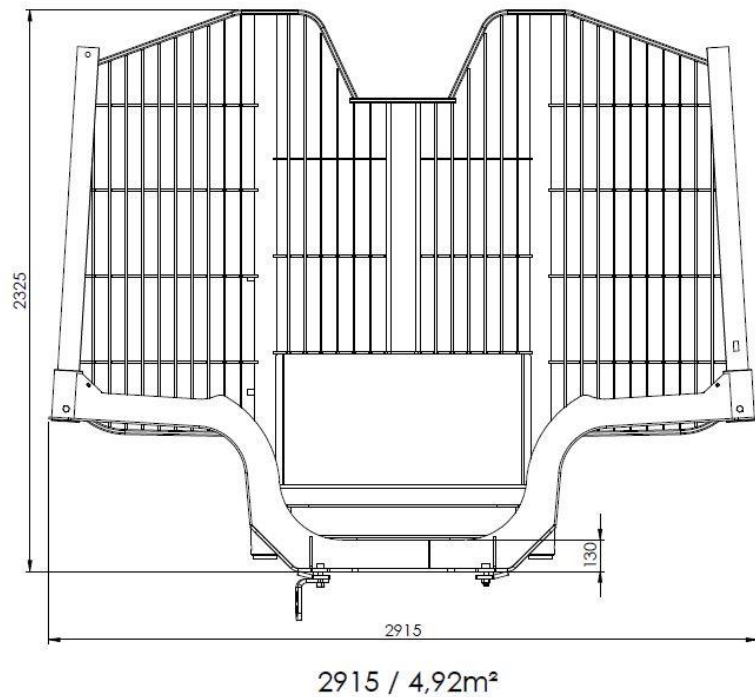


5.17 m² Load space*:

- Total width 3165 mm
- 2765 mm wide log gate
+ 200 mm extensions on both side

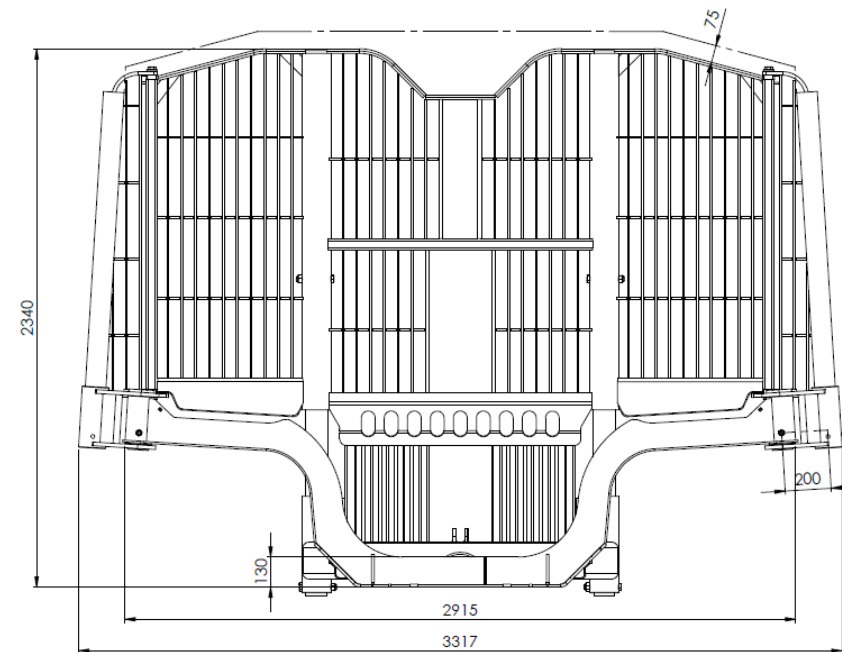
*Both Load spaces available with HD lifting screen

Load space 4.92 m² & 5.5 m²



4.92 m² Load space*:

- 2915 mm wide log gate

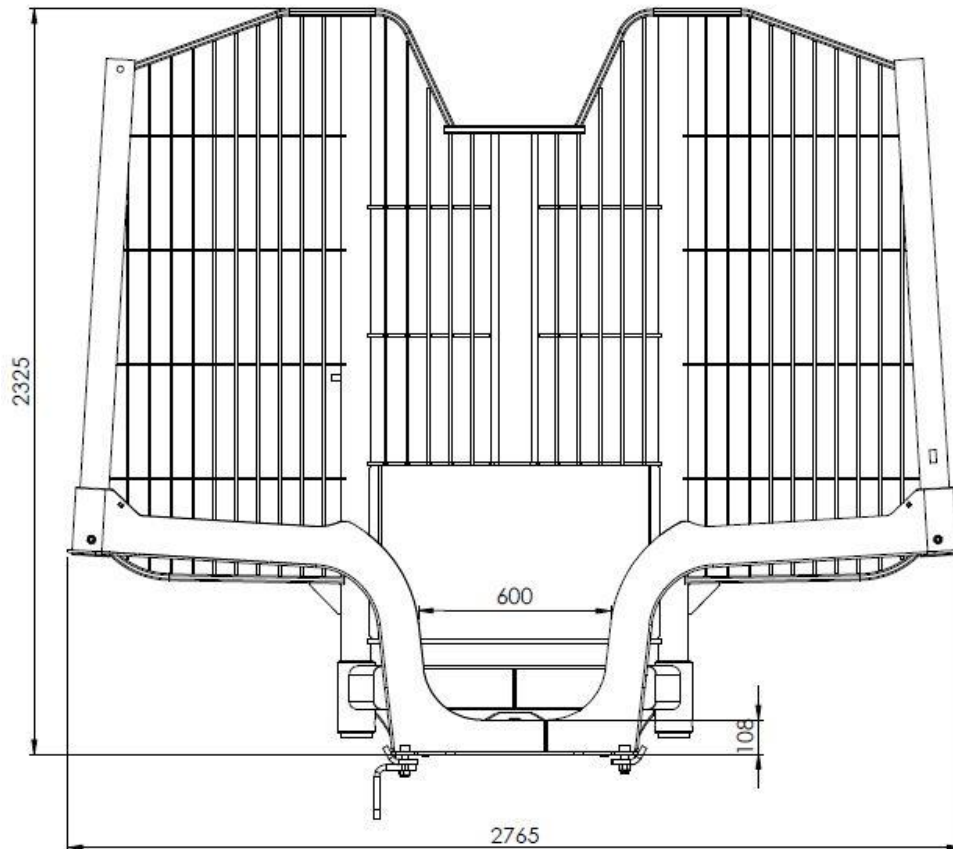


5.5 m² Load space*:

- Total width 3315 mm
- 2915 mm wide log gate
+ 200 mm extensions on both side

* Both Load spaces available with HD lifting screen

Narrow Bunk Bottom



2765 / 4,27m²
Narrow bottom

4.27 m² Load space:

- 2765 mm wide log gate

4.81 m² Load space:

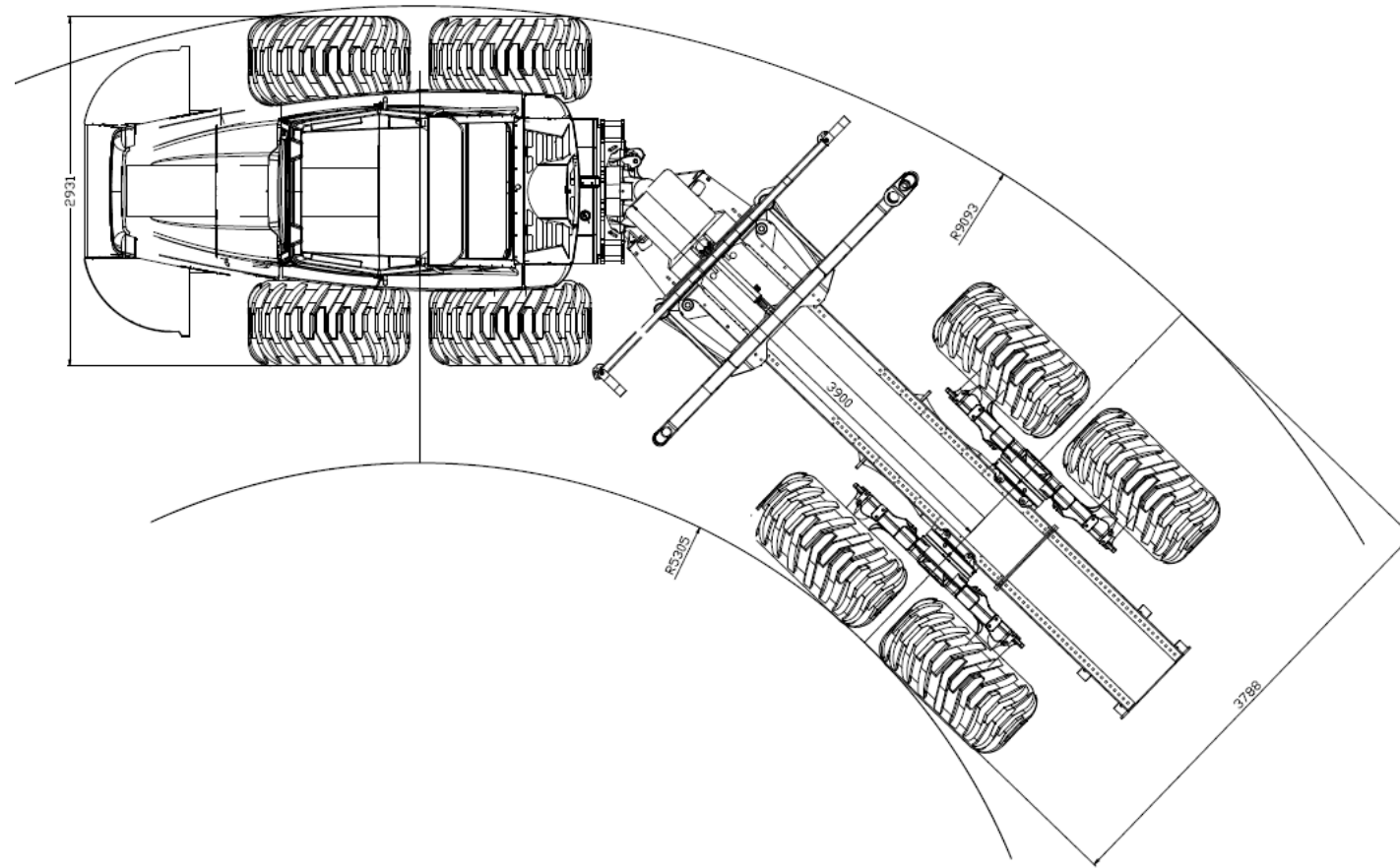
- Total width 3165 mm
- 2765 mm wide log gate
+ 200 mm extensions on both side

Not available with:

- PONSSE Synchronwinch
- PONSSE Fire Fighting Equipment

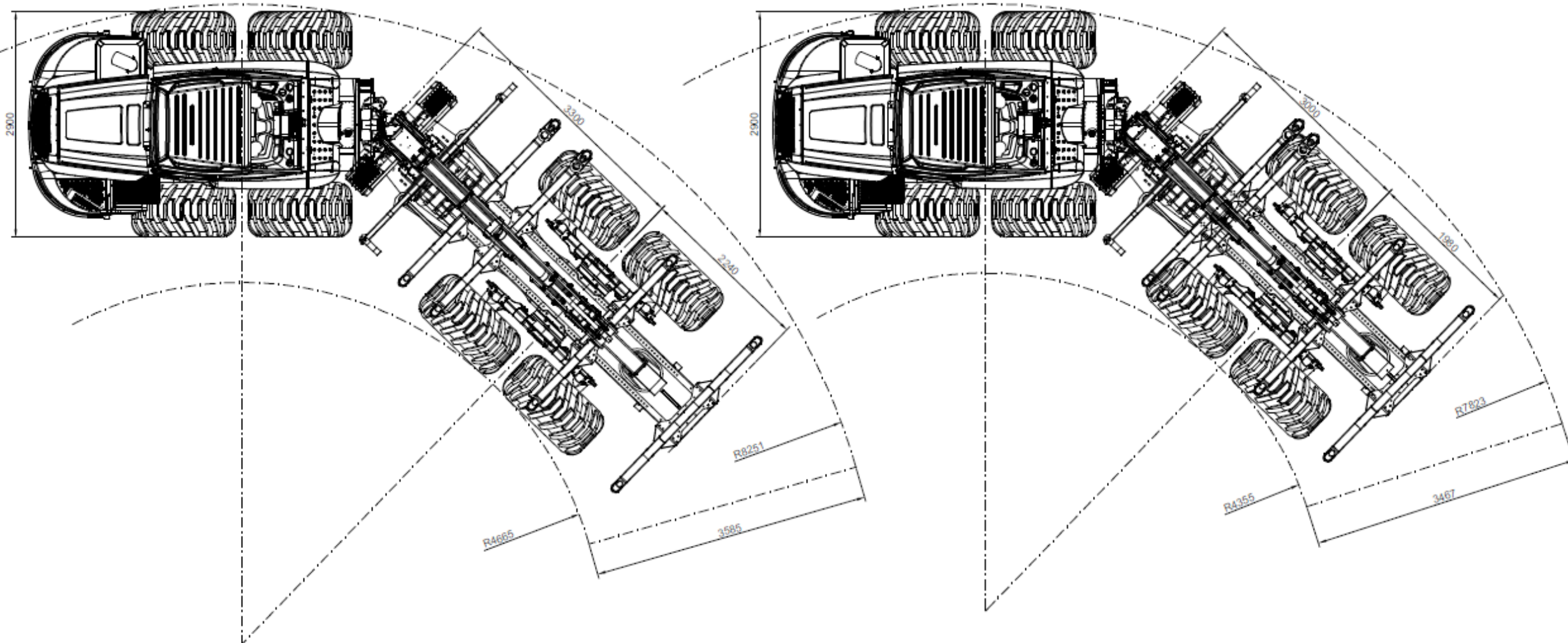
Turning radius Buffalo

(3900 back frame and 0-offset)



Turning radius Buffalo

(3000/3300 back frame and 0-offset)

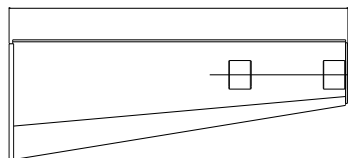


PONSSE Buffalo

LOAD AREA LENGTH WITH DIFFERENT OPTIONS

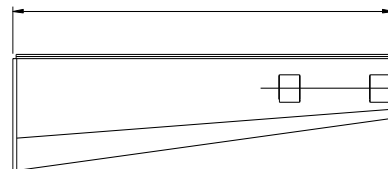
REAR FRAME EXTENSION 3 OPTION	LOAD AREA LENGTH WITH DIFFERENT FRAME OPTIONS, REAR FRAME EXTENSION OPTIONS AND GLIDE BUNK			
	Short rear frame 3300mm without glide bunk	Short rear frame 3300 mm + glide bunk 700 mm	Long rear frame 3950 mm without glide bunk	Long rear frame 3950 mm + glide bunk 700 mm
(A) Standard rear frame extension 1500 mm	4540 mm	4540 mm – 5240 mm	5190 mm	5190 mm – 5890 mm
(B) Long rear frame extension 1760 mm	4800 mm	4800 mm – 5500 mm	5450 mm	5400 mm – 6150 mm
(C) Winch extension 1800 mm	4840 mm	4840 mm – 5540 mm	5490 mm	5490 mm – 6190 mm

1500



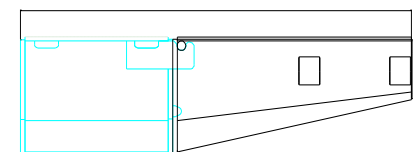
(A) Standard rear frame extension

1760



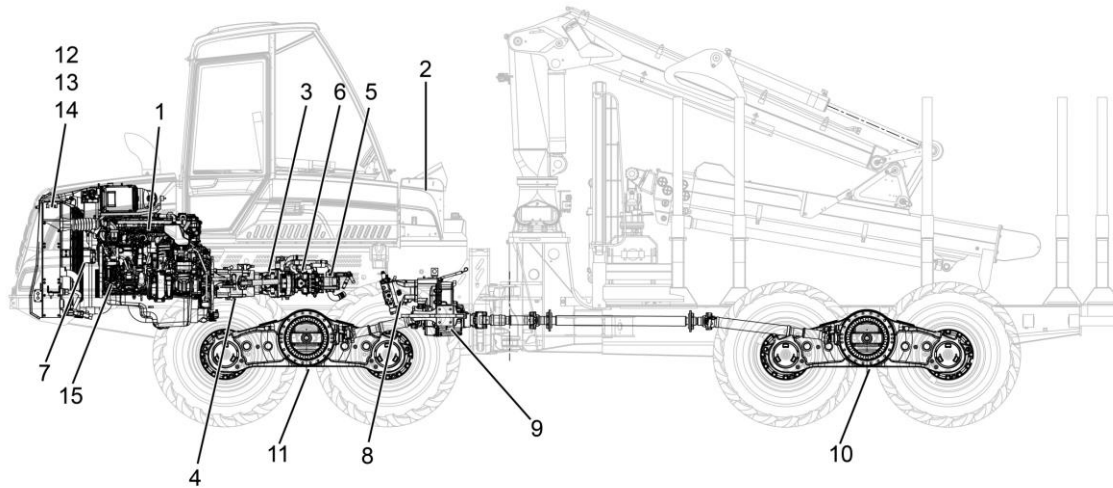
(B) long extension

1800



(C) winch extension

Main components Buffalo



- | | |
|----------------------------|---|
| 1. Engine | Europe: Mercedes-Benz OM 936 LA (EU Stage V & Tier4 Final to NA)
Outside Europe: Mercedes-Benz OM 906 LA (EU Stage 3A) |
| 2. Directional valve | PARKER K220 LS |
| 3. Drivetrain pump | Danfoss H1P165 |
| 4. Crane pump | REXROTH A11VLO190 |
| 5. Circulation pump | 75 cm ³ |
| 6. Hydraulic fan pump | Danfoss H1P45 |
| 7. Hydraulic fan motor | Danfoss LC25 |
| 8. Drivetrain motor | Danfoss H1B160 |
| 9. Transmission gear box | NAF PO46 |
| 10. Rear bogie | NAF PO102 (balanced), NAF PO101 (without balancing) |
| 11. Front bogie | NAF PO102 (balanced), NAF PO101 (without balancing) |
| 12. Engine cooler | |
| 13. Air conditioner cooler | |
| 14. Hydraulic oil cooler | |
| 15. Air compressor | |

Ground pressure Buffalo



	Front	Rear	Rear, 14 ton load
No tracks:	61 kPa	43 kPa	115 kPa
With 800mm tracks (rear):	32 kPa	24 kPa	56 kPa

Weight

Machines minimum weight is it's dry weight in lightest setup (smallest crane model, harvester head, tyres etc.) with NO optional equipment, fuel, hydraulic oil, tyre ballast liquid, tracks or chains.

Typical weight is machine in working condition with full tanks of fuel and hydraulic oil, equipment typically delivered from factory - but always without tracks or chains, tyre ballast or some other possible options or equipment.

When talking about machine weight it's good to know that there are many factors that significantly effect the real weight of individual machine.

Examples of weight of different equipments or materials (not precise weights):

Fuel (empty → full):	310 kg
Hydraulic oil (empty → full tank):	230 kg
DEF (empty → full tank):	32 kg
Tyres, 710 vs 600,	300 / 400 kg (6 / 8-wheels)
Rear frame length S→L	250 kg
Glide bunk	250 kg
Turnable bunk extensions	30 kg/pcs
Balanced bogie	150 kg / axle
Bonnet guard	70 kg
Bulldozer blade	700 kg
ActiveFrame	700 kg
VLA load space	500 kg
Sepson winch	400 kg
Ponsse synchrowinch	2000 kg
Clam bunk	1000 kg

Tracks typically weight 1800-2100 kg/pair, chains 400-500 kg/pair